


Name the letters.



Ff



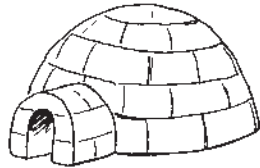
Gg



Hh



Ii



Jj



Kk




Ll



Mm



Nn




Name _____

Family Times

You are your child's first teacher!

This week we're ...

Reading *We Are So Proud!*



Talking About Helping Each Other

Learning About Letter Recognition
Setting

Here are ways to help your child practice skills while having fun!

Day 1 **Read Together**

Write the letters *Ff*, *Gg*, *Hh*, *Ii*, *Jj*, *Kk*, *Ll*, *Mm*, and *Nn* on cards. Show a card and have your child name the letter. Continue with other cards. Then have your child point to and name letters in the Name the letters activity.

Day 2 **Read Together**

Have your child read Decodable Story *Am I?* Find words that begin with the letters *Ff*, *Gg*, *Hh*, *Ii*, *Jj*, *Kk*, *Ll*, *Mm*, or *Nn*.

Day 3 **Rhyming Words**

Draw a picture of a cat. Help your child make rhyming words by changing the beginning sound. Possible words are *bat*, *fat*, *hat*, *mat*, *pat*, *rat*, and *sat*.

Day 4 **Names**

Write names for friends or story characters in a list. Help your child say the names on the list and then tell something about that person.

Day 5 **Practice Handwriting**

Have your child practice writing words for the letters *Ff* through *Nn*.

fan ham jam leg man

Words to talk about

**proud preparation cooperation
creation float guide**

Words to read

I am

Letters to name

**G i f H j k
L M F N g I
I J h K m n**