
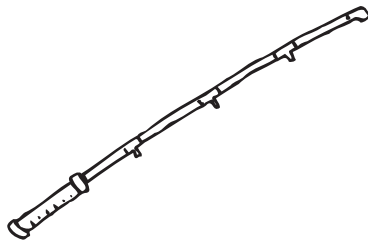



Circle the pictures with short o.




Name \_\_\_\_\_

# Family Times

*You are your child's first teacher!*

This week we're ...

**Reading** *The Lion and the Mouse*



**Talking About** Changing the Way We Feel

**Learning About** Short o Spelled Oo  
Main Idea

Here are ways to help your child practice skills while having fun!

**Day 1** **Read Together**

Have your child name the items in the Circle the picture activity which have short *o*. Then have your child talk about each item using a sentence, such as *This is a sock*.

**Day 2** **Read Together**

Have your child read Decodable Story *A Cap for Tom*. Find words that have short *o*.

**Day 3** **Short o Spelled Oo**

Put a dot on a card. Have your child show the dot each time you say a word with short *o*. Say these words: *hot, stop, sled, pot, top, cap, mop, lock*.

**Day 4** **Sentences**

Tell your child that a sentence has a *naming part* and an *action part*. Say the sentence *The bunny hopped*. Ask your child to tell the naming part and the action part. Continue with other sentences.

**Day 5** **Practice Handwriting**

Have your child fill in the blanks with the letter *o*. Then have your child repeat the sentence after you.

**The f\_x was h\_t.**

**Words to talk about**

**jungle      beast      nibbling**  
**snarled      trembling      entangled**

**Words to read**

**they      you      of**  
**rod      Tom      pot**  
**cot      dot      fan**