


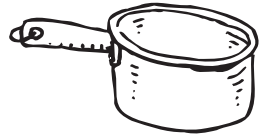


Color pictures with short o,
as in socks.



Copyright © Pearson Education, Inc., or its affiliates. All Rights Reserved. K


Name _____

Family Times

You are your child's first teacher!

This week we're ...

Reading *Then and Now*



Talking About Things from the Past and Present

Learning About Short o Spelled Oo
Draw Conclusions

Here are ways to help your child practice skills while having fun!

Day 1 Read Together

Read the following sentence to your child. Have your child hop every time short *o* is heard. Use the picture names in the Color pictures activity.

Tom dropped the hot pot.

Day 2 Read Together

Have your child read Decodable Story *Little Rob*. Find words that have short *o*.

Day 3 /o/ Spelled Oo

Have your child fill in the blanks with the letter *o*. Then have your child find the three rhyming words.

d_t m_p h_t R_n p_t

Day 4 Meaningful Word Groups

Ask your child this question: "Did you go to school today?" Ask him or her to respond with a sentence, such as "Yes, I went to school today." Have your child give sentence answers to other questions you ask.

Day 5 Practice Handwriting

Have your child complete the sentence below. Then have him or her copy the sentence.

My name is _____.

Words to talk about

gears

headphones

webcams

handwritten

phonographs

newspapers

Words to read

they

you

of

mop

top

Ron

dot

not

fin