
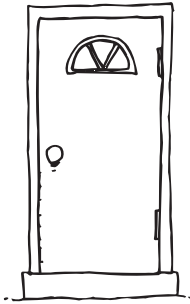


Circle the /k/ pictures. Color the /d/ pictures.




Name _____

Family Times

You are your child's first teacher!

This week we're ...

Reading *George Washington Visits*



Talking About Important People from the Past

Learning About /d/ Spelled *Dd* and

/k/ Spelled *Kk*

Cause and Effect

Here are ways to help your child practice skills while having fun!

Day 1 Listen for /d/ and /k/

Read the following words to your child. Tell your child to dance if /d/ is heard and kick if /k/ is heard: *dog, deer, key, kite, dime, king.*

Day 2 Read Together

Have your child read Decodable Story *Pit Did!* Find /d/ and /k/ words. Ask your child to name the /d/ and /k/ words on the Circle the /k/ activity.

Day 3 /d/ Spelled Dd and /k/ Spelled Kk

Have your child look for objects that begin with /d/ or /k/. Have your child point to the items and say the names.

Day 4 Verbs That Add -s

Say the word *walk*. Tell your child that sometimes the letter *s* is added to the verb. When *s* is added, the word *walk* becomes *walks*. Have your child add *s* to each of these verbs: *run, ride, jump, skip.*

Day 5 Practice Handwriting

Have your child copy the words *dance, kick,* and *dash*. Tell your child that these are verbs.

Words to talk about

celebration	sprinted	barn
blacksmith	arch	soldier

Words to read

see	look	me
dad	kid	Kim
kit	dab	Dan