



Color the /n/ pictures red and /b/ pictures blue.




Name \_\_\_\_\_

# Family Times

*You are your child's first teacher!*

This week we're ...

Reading *Little Panda*



Talking About Animals Grow and Change

Learning About Connect /n/ to *Nn* and /b/ to *Bb*

Compare and Contrast

Here are ways to help your child practice skills while having fun!

**Day 1** **Read Together**

Write *n* on one card and *b* on another card. Have your child show the correct card when you say the following words: *nap, bat, bib, nine, Bob, Nan.*

**Day 2** **Read Together**

Have your child read Decodable Story *Nan and Nat*. Find words with /n/ and /b/. Have your child name the /n/ and /b/ words on Color the /n/ activity.

**Day 3** **/n/ Spelled Nn and /b/ Spelled Bb**

Have your child add the letter *n* or *b* to make words.

**\_ap    \_in    \_at    \_an**

**Day 4** **Verbs**

Act out the following words with your child: *jump, skip, sit, eat, drink*. After each action, ask your child what you did. Tell your child that these words are verbs.

**Day 5** **Practice Handwriting**

Have your child practice writing *n* and *b* words.

**bed    Ned    bat    Bob**

**Words to talk about**

**weigh    measure    healthy**  
**bamboo    curious    explore**

**Words to read**

**me    with    she**  
**pan    bit    pin**  
**bin    nap    bib**