










Trace the dotted lines of pictures with short *i*. What letter is formed after all the lines have been drawn?




Name \_\_\_\_\_

# Family Times

*You are your child's first teacher!*

This week we're ...

**Reading** *Jack and the Beanstalk*



**Talking About** Real and Make-Believe Plants

**Learning About** Short *i* Spelled *Ii*  
Realism and Fantasy

Here are ways to help your child practice skills while having fun!

**Day 1** **Read Together**

Say the word *pit*. Ask your child to name rhyming words (*hit, bit, fit, kit, lit, sit*). Continue with the words *big* (*dig, fig, wig, rig*) and *dip* (*hip, lip, rip, tip, sip, zip*).

**Day 2** **Read Together**

Have your child read Decodable Story *Sam, Sit!* Find short *i* words, as in *bib*.

**Day 3** **/i/ Spelled li**

Read the following sentence aloud and ask your child to name the words with /i/. Then write this sentence on paper: *The big pig fell in a pit*. Have your child circle /i/ words.

**Day 4** **Adjectives**

Have your child tell about animals using adjectives. Give examples such as *tall giraffe, scary lion, or big bear*. Have your child describe several animals.

**Day 5** **Practice Handwriting**

Read each of the following words together. Then have your child write each word.

**big pig pit**

**Words to talk about**

<b>beanstalk</b>	<b>lad</b>	<b>ogre</b>
<b>naughty</b>	<b>lend</b>	<b>magic</b>

**Words to read**

<b>tip</b>	<b>for</b>	<b>he</b>
<b>sip</b>	<b>pit</b>	<b>Tim</b>
<b>tap</b>	<b>sit</b>	<b>pat</b>