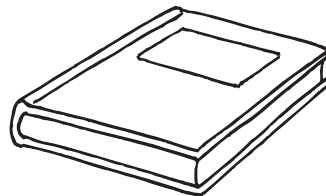



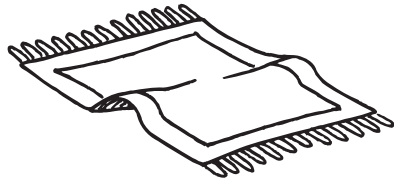

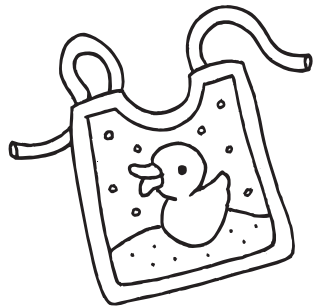


Color the pictures with short *i*, as in *bib*, *blue*.




Name _____

Family Times

You are your child's first teacher!

This week we're ...

Reading *A Bed for the Winter*



Talking About Winter Homes

Learning About Short *i* Spelled *Ii*
Sequence

Here are ways to help your child practice skills while having fun!

Day 1 **Read Together**

Have your child choose a storybook. Read to your child and have him or her clap every time a short *i*, as in *bib*, word is heard. Then ask your child what happened first, next, and last in the story.

Day 2 **Read Together**

Have your child read Decodable Story *Tim the Pig*. Find /i/ words.

Day 3 **Short i Spelled li**

Ask your child to name words with /i/. Then write the word *tap* on paper. Have your child replace the letter *a* with *i* and say the new word. Continue with *pat* and *at*.

Day 4 **Adjectives for Opposites**

Say the words *big* and *small*. Tell your child that these are adjectives that are opposites. Have your child use these words to compare things around the house. Continue with *heavy/light* and *bright/dark*.

Day 5 **Practice Handwriting**

Have your child write the word parts and add the letter *i* to form new words.

t_p T_m s_p p_t

Words to talk about

meadow	nest	stump
tree trunk	hive	den

Words to read

he	for	sit
pit	cap	sat
tip	sip	Tim