




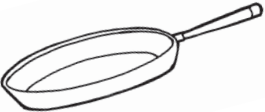

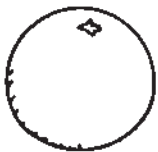
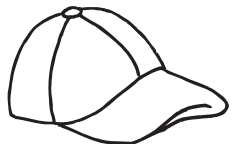


Circle the pictures that begin with /k/. Put an x on pictures that do not begin with /k/.



Copyright © Pearson Education, Inc., or its affiliates. All Rights Reserved. K


Name \_\_\_\_\_

# Family Times

*You are your child's first teacher!*

This week we're ...

**Reading** *Bear Snores On*



**Talking About** Hibernation

**Learning About** /k/ Spelled Cc  
Realism and Fantasy

Here are ways to help your child practice skills while having fun!

**Day 1** **Read Together**

Ask your child to draw items that begin with /k/. Then have your child make up a story about the items.

**Day 2** **Read Together**

Have your child read Decodable Story *The Cap*. Find /k/ words.

**Day 3** **/k/ Spelled Cc**

Ask your child to name the words which begin with /k/ on the Circle the pictures activity. Then have your child look for things around the house which begin with /k/. Then ask your child to think of words that rhyme with the /k/ words.

**Day 4** **Adjectives for Sizes and Numbers**

Have your child stand next to you. Tell your child that you are *tall* and he or she is *short*. Then point to your eyes and ask how many there are. Continue with your ears, nose, and mouth. Tell your child that the words *tall*, *short*, *two*, and *one* describe things.

**Day 5** **Practice Handwriting**

Have your child change the first letter of each word to the letter *c* to form new words. Tell your child to capitalize the last word because it is a name.

**pat tap Sam**

**Words to talk about**

**sleep winter cave**  
**woods storm blustery**

**Words to read**

**we my like**  
**tap pat map**  
**cat cap Cam**