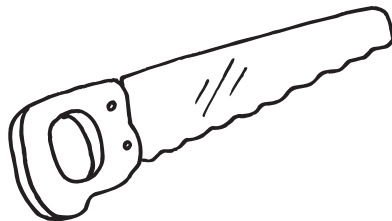
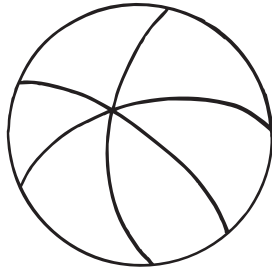





Color pictures that begin with /s/.

Name _____




Family Times

You are your child's first teacher!

This week we're ...

Reading *Nature Spy*



Talking About *Nature*

Learning About /s/ Spelled Ss
Setting

Here are ways to help your child practice skills while having fun!

Day 1 **Read Together**

Ask your child to pretend that you are at the beach together. Have him or her name items you would find at the beach that begin with /s/, such as *sun*, *sand*, *sunglasses*, *sandwiches*, and *sailboat*.

Day 2 **Read Together**

Have your child read Decodable Story *Sock Sack*. Find /s/ words.

Day 3 **/s/ Spelled Ss**

Review the words that begin with /s/. Write *at* on a piece of paper. Have your child add the letter *s* and say the new word. Write *am*. Have your child add the letter *S* and say the new word. Tell your child that *Sam* is a name so it needs an uppercase *S*.

Day 4 **Proper Nouns**

Have your child say his or her name. Ask what school your child goes to. Ask your child the teacher's name. Ask for a friend's name. Tell your child that nouns that name specific people and places begin with uppercase letters.

Day 5 **Practice Handwriting**

Have your child write his or her name. Check that the letters are formed correctly and that beginning capital letters are used.

Words to talk about

discover	nature	spy
acorn	pod	pattern

Words to read

have	is	little
am	the	to
sat	Sam	mat